

1 User guide for the uiosloforside package

This package² makes it easy to create an official front page to a research report, a master thesis or any other document published at the University of Oslo. Two examples are shown in Figure 1 on the next page.

1.1 Parameters

The package has the following parameters:

altfont specifies that an alternate font (namely, *New Century Schoolbook*) is used rather than the University's official font *Concorde*. This option is intended for those who do not have *Concorde* on their laptop or home computer.

color or colour is required when you want to specify any colours (using the `\uiosloforside` options `boxcolor=xxx` or `textcolor=xxx`).

proceedings indicates that the front page is for a proceedings of some kind. This parameter only defines the proper ISSN number; in addition, you must use the `kind` option (described on page 5) to specify the correct text.

report identifies that the front page is for a kind of report. As the `proceedings` option described above, this parameter only specifies the ISSN number.

thesis is used for PhD theses. Just like the `proceedings` option mentioned previously, this parameter just affects the ISSN number.

In addition, the package recognizes the language options **american**, **british**, **english**, **UKenglish**, **norsk** and **nynorsk**.

1.2 The `\uiosloforside` command

This command is the main one in the `uiosloforside` package: it typesets a complete front page.³ `\uiosloforside` does not need any parameters, but will recognize the following options if you want to adapt the layout:


altlogo=filename is used when you want an additional logo, for instance if you write a joint thesis with a different institution.

author={name} gives the author's name. This option is only needed if the name should appear differently from the one given by using the standard command `\author`.

If there are several authors, you should write `\and` between them (as you would when calling `\author`).

²The `uiosloforside` package replaces a previous version called `iforside`.

³If the user has requested duplex printing by passing the `twoside` option to `\documentclass`, `\uiosloforside` will also make a blank backside.

Figure 1: Covers created with the `uiosloforside` package in \LaTeX **Left example**

```

\documentclass[a4paper,norsk]{article}
\usepackage[latin1]{inputenc}
\usepackage[T1]{fontenc}
\usepackage{babel,textcomp}
\usepackage[altfont]{uiosloforside}

\title{\LaTeX-pakken 'uiosloforside'}
\author{Dag Langmyhr}
\begin{document}
\uiosloforside
\end{document}

```

Right example

```

\documentclass[a4paper,esperanto]{article}
\usepackage[latin1]{inputenc}
\usepackage[T1]{fontenc}
\usepackage{babel,textcomp}
\usepackage[colour]{uiosloforside}

\begin{document}
\uiosloforside[univ={Universitato en Oslo}, dept={Informatika Instituto},
title={Esperantaj leteroj en \LaTeX}, ill=nordstrand.eps,
author={Dag Langmyhr\and Anne Berit Lensebråten},
subtitle={"Kial skribi '\u00cirkajoj'?"},
isbn=82-000-0000-0, issn=1234-00000, date={12a junio 2001},
kind={«Masteroppgave»},boxcolor=PineGreen, textcolor=Goldenrod]
\end{document}

```

boxcolor=colour tells which background colour to use in the text box.

To use this option you must specify the color or colour package option; see page 3.

The legal colours are shown in Tables 1 and 2 on the following page; the default choice is light grey.

date=date gives the date of the document. This option is only required when the date is different from today or the date specified by using the standard command `\date`.

dept=department indicates the department with which the author is affiliated. The default is Ifi (the Department of Informatics).

ill=filename may be used to put an illustration in the white space beside the text box.

isbn=isbn number sets the document's ISBN number (if it has such a number).

issn=issn number specifies the document's ISSN number. Some common ISSN numbers are available by using a parameter to the uiosloforside package; see Section 1.1 on page 3.

Be aware that no ISSN number is shown unless you also give an ISBN number!

kind={document type} is used to tell uiosloforside what kind of document this is, as in

```
kind={Master thesis} or kind={Kompendium 99}
```

logo=filename tells where to find the logo of the University of Oslo.⁴ (This option may be omitted when processing your file on a computer in the Department of Informatics.)

subtitle={subtitle} is useful when the document has a subtitle.

textcolor=colour specifies the foreground colour for the text in the text box.

The default color is black; other possible colours can be found in Tables 1 and 2 on the following page.

To use this option you must specify the color or colour package option; see page 3.

title={text} gives the title of the document. You only need this option if the title is different from what you specified using the standard command `\title`.

univ={university} shows the name of the university, in the unlikely case that this is something other than the University of Oslo.

⁴The logo depicts the Greek god Apollon, in case you wondered.

	Apricot		GreenYellow		Red
	Aquamarine		Grey		RedOrange
	Bittersweet		JungleGreen		RedViolet
	Black		Lavender		Rhodamine
	Blue		LimeGreen		RoyalBlue
	BlueGreen		Magenta		RoyalPurple
	BlueViolet		Mahogany		RubineRed
	BrickRed		Maroon		Salmon
	Brown		Melon		SeaGreen
	BurntOrange		MidnightBlue		Sepia
	CadetBlue		Mulberry		SkyBlue
	CarnationPink		NavyBlue		SpringGreen
	Cerulean		OliveGreen		Tan
	CornflowerBlue		Orange		TealBlue
	Cyan		OrangeRed		Thistle
	Dandelion		Orchid		Turquoise
	DarkOrchid		Peach		Violet
	Emerald		Periwinkle		VioletRed
	ForestGreen		PineGreen		White
	Fuchsia		Plum		WildStrawberry
	Goldenrod		ProcessBlue		Yellow
	Gray		Purple		YellowGreen
	Green		RawSienna		YellowOrange

Table 1: Colour names















	histfil		natbot		uio
	jus		odont		uiogray
	kulmus		sv		uiogrey
	matnat		teologi		uv
	medisin		ub		

Table 2: Official University of Oslo colours